

Global Resources Environmental & Energy Network
EXHIBITION & CONGRESS



XXVI International
Environmental
Congress

CONIECO

A CIRCULAR ECONOMY:
CLIMATE CHANGE SOLUTIONS

SEPTEMBER | 4 - 6, 2018
WTC | CDMX

SHOW REPORT

Co-located with:



Parallel event:



Organized by:



Certified by:



www.thegreenexpo.com.mx



@thegreenexpomx



The GREEN Expo



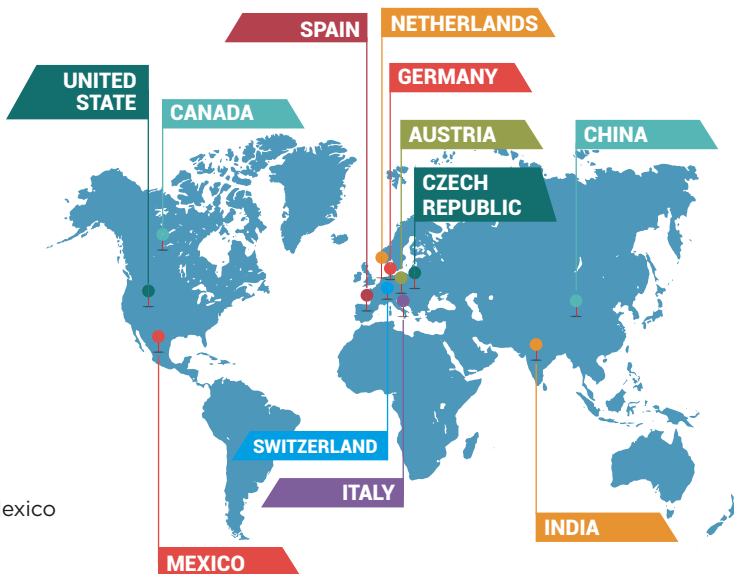
The Green Expo

ATTENDANCE



60% of companies exhibiting are from Mexico
and **40%** are international.

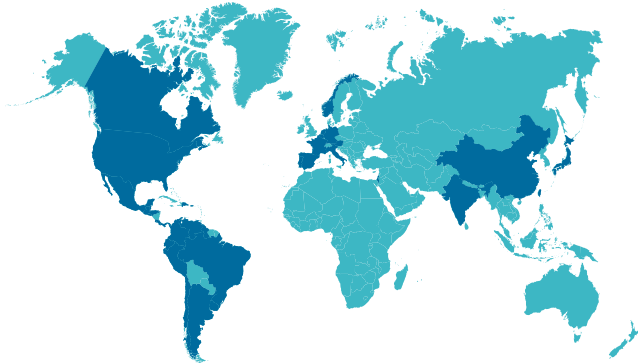
Geography Demographics International exhibitors coming from:



Geography Demographics

Attendance from the following **34 COUNTRIES**:

- Argentina
- Australia
- Belgium
- Belize
- Brazil
- Canada
- Colombia
- Costa Rica
- Chile
- China
- Dominican Republic
- Ecuador
- France
- Germany
- Guatemala
- Guyana
- Honduras
- India
- Israel
- Italy
- Japan
- Mexico
- Netherlands
- Norway
- Panama
- Peru
- Portugal
- Puerto Rico
- Spain
- Taiwan
- The Savior
- U.S
- Uruguay
- Venezuela.



ATTENDANCE

Attendance from all **32 STATES**

The following states presented the bigger number of attendees:



MEXICO CITY	STATE OF MEXICO	HIDALGO
JALISCO	MORELOS	NUEVO LEON
PUEBLA	QUERETARO	VERACRUZ



97%

National attendees



3%

International Attendance

HIGHLIGHTS OF THIS YEAR'S EVENT



CONIECO

XXVI International
Environmental
Congress

CONIECO's International Environmental Congress

CONIECO together with **THE GREEN EXPO®** and **Aquatech Mexico**, presented a very successful and intensive International Conference Program; Enviro-Pro Mexico for the environmental sector, PowerMex Clean Energy and Efficiency viewing the inside of the energy sector, Green Cities a sustainable development program focused on city planning, and the Aquatech Mexico program aimed to water professionals.

390 attendees	116 speakers and session coordinators of the 3 technical programs	Speakers from: Austria, Colombia, China, France, Germany, Holland, Mexico, South Africa. Spain and USA
78 conferences in the 3 programs	1 workshop	



The 4th edition of the Cogenera Congress was held on September 3 and 4	130 attendees
11 Conferences in the program	24 speakers and coordinators of session
1 main speaker	Speakers from: Colombia, Mexico, Spain, and United States

HIGHLIGHTS OF THIS YEAR'S EVENT



The celebration for the first time of the Elected Municipal Authorities Meeting 2018 by the **National Association of Local Authorities of Mexico, A.C. (AALMAC)**, which brought around **200 elected municipal officials** to the venue and was done simultaneously within **THE GREEN EXPO® 2018**



AQUATECH MEXICO 2018 was again co-located with **THE GREEN EXPO® 2018**. This show brings together all aspects of the water and wastewater industry.

Working together with more than **12 associations** and more than **32 trade magazines** and **web portals** achieved an excellent coverage of 242 thousand impacts



The activity in social networks increased again



7,678 (+ 1,339 over the 2017 edition). **490** publications, generating 58% of engagement



2,644 seguidores (+426 over last year's edition). There were 216 tweets generating 41% of engagement



we did **62** publications reaching **3,222** impressions and **254 clicks**



We promoted a video with **7,722 views** that exceeded 55% for which we were above the average

ATTENDEE DEMOGRAPHICS STATISTICS

Position in your organization?

44%

Area Director / Manager
/ President / General
Director

8%

Academic / Research and
development

17%

Maintenance / Training
Engineering /
Production / Operation

3%

Sales / Distribution

6%

Head of Department /
Head of IT



Decision making level:

Recommend	33%
Final decision	25%
Approve	24%
None	18%
Total	100%

Visitor industry sector

Private national	71%
Private international	17%
Government	12%
Total	100%


Visitors from government sector:

o Federal	63%
o State	24%
o Municipal	13%
Total	100%

ATTENDEE DEMOGRAPHICS STATISTICS

Number of employees in the company


1 to 25	62%
26 to 100	16%
101 to 500	12%
501 to 1000	10%
Total	100%



Solutions our visitors are interested in

- Renewable Energy & Projects — 73%
- Energy and Climate Change — 29%
- Waste and Recycling / Sewage Treatment — 27%
- Ecological Design and Construction — 18%
- Water — 18%
- Urban Environmental Monitoring — 26%
- Air and Climate — 15%
- Consulting Services — 12%
- Education — 10%
- Transport — 9%
- Media — 8%

* multiple answers



How much of your annual budget is allotted to environmental or energy sector?

0 to \$10,000 dollars	33%
\$50,000 to \$100,000 dollars	15%
\$10,000 to \$50,000 dollars	10%
\$500,000 dollars or more	8%
\$100,000 to \$500,000 dollars	6%
Not Involved	27%
Total	100%

SOME OF THE EXHIBITORS:



Some of the companies exhibiting at the events

Products and services that they offer our exhibitors:

- Biogas Solutions
- Biomass
- Cogeneration
- Compost Equipment
- Consulting
- Energy Saving
- Environmental
- Maintenance Equipment
- Management
- Noise Control Equipment and Software
- Photovoltaic Panels
- Products and Services for Energy Production
- Public Lighting and Lighting
- Recycling
- Separation Equipment and Drainage
- Solar Water Heaters
- Treatment and Remediation of Public Locations

among many others.



SUPPORTING ORGANIZATIONS

SENER (Secretariat of Energy)



CONUEE (The National Commission for Energy Efficiency)



COGENERACION Mexico (Cogeneration)



SEDATU (Secretariat of Agrarian, Territorial and Urban Development)



CONAVI (National Housing Commission)



CEMGI (Metropolitan Center for Prevention of Pollution and Integral Management, S.A de C.V.)



CESEPDES (Commission for the private sector research for sustainable development)



CCA (Water Advisory Council)

